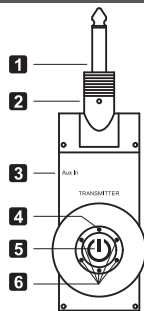


Golden Plug Manual


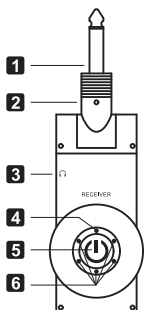
Thank you for choosing our product, please read the manual carefully before operating.

Production Introduction



Transmitter

1. Signal in. Connect to the electric music instrument, such as guitar, bass etc.
2. 180° rotatable head, available for most music instruments.
3. 3.5mm Aux In.
4. One red LED
Light up: the transmitter is already connected to the receiver.
Flash slow: the transmitter has not been connected to the receiver.
Flash fast: Waiting to pair with the receiver.
5. Power and pairing key
Tap: tap once to turn the power on, tap again to turn the power off.
Long press: long press the key turn to pairing status after power on.
6. 5 blue LEDs
5 blue LEDs show the level of the battery when power on or under charging.
7. USB port for charging




Receiver

1. Signal out, Connect to amplifier etc.
2. 180° rotatable head, available for most music instruments.
3. 3.5mm earphone plug.
4. One red LED
Light up: the receiver is already connected to the transmitter.
Flash slow: the receiver has not been connected to the transmitter.
Flash fast: Waiting to pair with the transmitter.
5. Power and pairing key
Tap: tap once to turn the power on, tap again to turn the power off.
Long press: long press the key turn to pairing status after power on.
6. 5 blue LEDs
5 blue LEDs show the level of the battery when power on or under charging.
7. USB port for charging

Usage method

1. Tap the key of the transmitter and receiver, 5 blue LEDs will be lighted up and show the level of battery. The red LED flashing which means the device is waiting to be connected. Tap again to turn the power off.
2. If the transmitter and receiver be paired before, they will automatically connect and the red LED will light up.
3. If it is the first time to pair, please turn the transmitter and the receiver power off, tap the key to turn the receiver power on, press and hold the key of the receiver until the red LED flash fast, and tap the key to turn the transmitter power on, then the transmitter and the receiver will be paired automatically. after the completion of the pair, the transmitter and the receiver will automatically connect, the red LED will be light up.
4. Once paired they will be memoried, no need to pair again from next power on.
5. Simultaneous broadcasts on six channels under the same circumstances.



1st group

2nd group

3th group

4th group

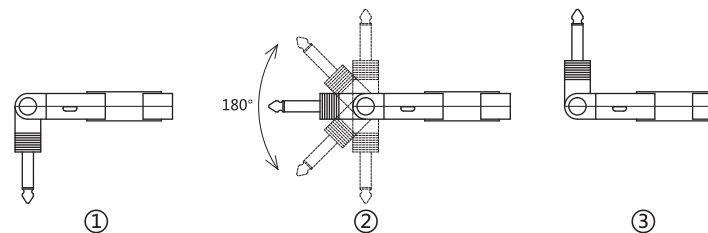
5th group

6th group

Production Parameter

6. For the 5 LEDs show the level of battery, if only one be lighted, it means the battery is going to be used up and the device will be turned off soon. Please charge it.

1. High-quality transmit with 48k-24bit sampling.
2. 2.4G uncompressed transmit.
3. About 30 meters transmit of outdoors.
4. 180° rotatable head, available for most music instruments.



5. Fit for all the electronic music instruments.
6. 1100mAh lithium battery, USB port for charging.
7. It is easy to use, plug and play.
8. Support 6 sets of devices working at the same time, one-one.
9. Ultrashort delay.
10. 105DB dynamic range.
11. Dimensions: 134(D) * 43.5(W) * 17(H) mm
12. Weight: 240 g (with box)
13. Accessory: USB cable * 1



Warning: Please use a qualified adapter to charge this product.